

FUGA-STOP MINI 20x10mm

Hydro-expanding strip for watertight sealing of building joints.

FIELDS OF APPLICATION

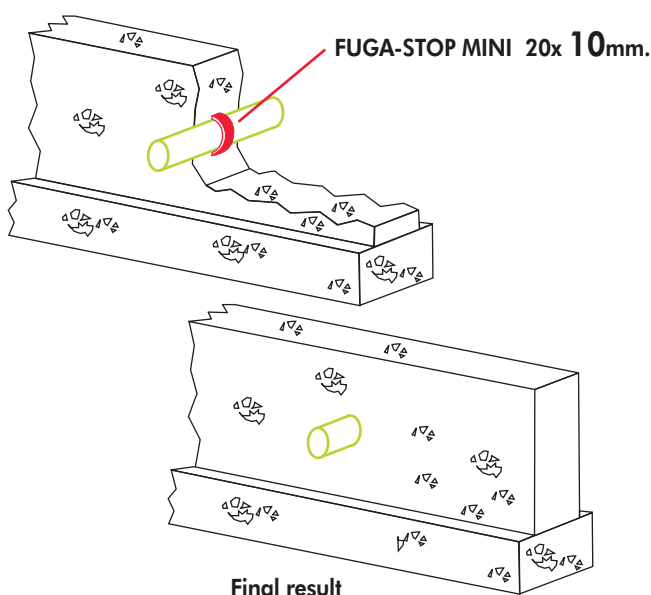
- ◆ In construction, **working joints** are a risk for possible water leaks. The use of this hydro-expanding strip ensures that if the water leaks through one of these joints, it will end up reaching the **FUGA-STOP MINI**, which will expand, preventing the progressive advance of the water.
- ◆ It is suitable for construction joints, cold joints, screen walls, **concrete joints**, etc.
- ◆ It can also be applied in **PVC tubes**, to prevent the always foreseeable leaks between the **PVC and concrete joint**, or on steel-concrete joints.
- ◆ **FUGA-STOP MINI** is perfect for the perimeter wall behind the **S-9 ROSA GRES SYSTEM**.
- ◆ Can be applied horizontally as well as vertically.
- ◆ Is fully effective in drinking water tanks, **SWIMMING POOLS**, underground works and in general, in all work with very high water pressure.
- ◆ It can be applied in concretes that contain **seawater**.

APPLICATION

- ◆ **Support:**
All supports must always be resistant, solid, free from dust and rubbish. The area need not be dry, but it must be free from puddles of water.
- ◆ **Application of the strip:**
 - Place the strip in a continuous line in the middle of the joint, along its entire length.
 - Usually you can use **MASTIC MS** to prevent it from moving when the concrete is added. This is also the simplest way of positioning it when installing it in vertical joints.
 - **FUGA-STOP MINI** must be stuffed in compactly with a minimum of 4cm of concrete covering it all round.
 - **FUGA-STOP MINI** has a delayed expansion that enables it to resist 48 hours in water without expanding unduly. This means that it can tolerate the contact with new wet concrete until it has done the first setting.
 - In the parts where one roll joins another, you can either simply carry on, starting the new roll where the old one ends, or overlap the ends by about 3 cm. In the case of the latter, you must ensure there will be at least 4cm of concrete around the two strips.

EXAMPLES OF APPLICATION

1ST.- PVC TUBES and CONCRETE joint:




Put FUGA-STOP MINI around the PVC tube ...



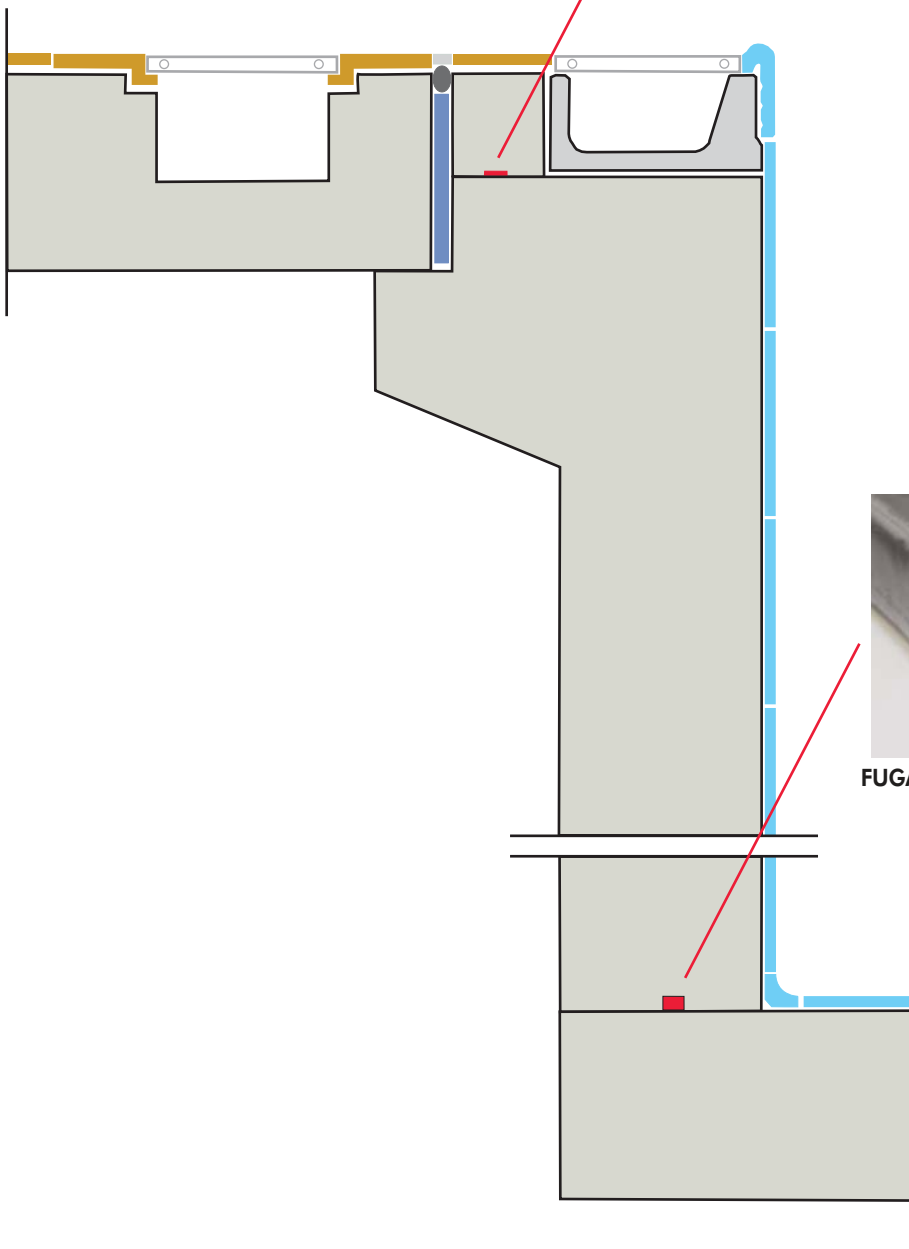
... and use MASTIC MS to fix it.

EXAMPLES OF APPLICATION

2ND. - For the perimeter wall behind the S-9 ROSA GRES SYSTEM:



FUGA-STOP MINI 20x 10mm.



FUGA-STOP 25x20mm.